



NATIONAL
RECOGNITION
PRODUCTS

Your School's Official
Class Ring Supplier

1 Check out our Ring Video online!

Search "NRP - Class Rings - Your Style" to find out how easy it is to order Rings for your school.


Watch our Class Ring Video 




2 Ring Catalog:

Select Your Ring Style & Design Options

Flip through 100s of designs in our Virtual Ring Catalog to determine which style is best for you.



View Ring
Pricing Here 

Flip Through
Our Class Ring
Brochure.... 



3 Determine Your Ring Size

Need help figuring out your ring size?
Click on the image at right to find our "Ring Sizer Guide"
to find 3 easy ways to determine ring sizes.


Download Our Class Ring Sizer Guide 

NATIONAL RECOGNITION PRODUCTS Ring Sizer GUIDE

Choose one of these three ways to determine your perfect ring size

NRP PAPER TEST

1. Cut out the paper sizer shown below and make a slit where indicated.
2. Slip the pointed end of the sizer through the slit and wrap the sizer around your finger.
3. Pull the end to create a snug (but comfortable) fit. Be sure you are able to slide the sizer back over your knuckle and off your finger.
4. Match the size with the number on the sizer to determine your ring size.
5. Double check for accuracy!

Paper Sizer 

NRP STRING TEST


1. Cut a piece of string, ribbon, or thick thread.
2. Wrap it snugly but comfortably around the finger you will wear your ring on. Tie it off or cut it at the appropriate spot. *NOTE: Be sure wrap the string the right. These numbers help you, if needed.*
3. Measure the length of string and use the chart below to determine your ring size.
4. Double check for accuracy!

YOUR RING SIZE	3	3.5	4	4.5	5	5.5	6	6.5	7	7.5	8	8.5
MEASUREMENT (INCH)	45.9 mm	46.2 mm	46.5 mm	46.8 mm	47.0 mm	47.3 mm	47.6 mm	47.9 mm	48.2 mm	48.5 mm	48.8 mm	49.1 mm

YOUR RING SIZE	9	9.5	10	10.5	11	11.5	12	12.5	13	13.5	14	14.5
MEASUREMENT (INCH)	50.4 mm	50.7 mm	51.0 mm	51.3 mm	51.6 mm	51.9 mm	52.2 mm	52.5 mm	52.8 mm	53.1 mm	53.4 mm	53.7 mm

NRP RING TEST

1. Choose a ring that comfortably fits the finger you will wear your class ring on.
2. Match the inside edge of the ring to the appropriately-sized circle below the circle should fit inside of the ring. If the ring is between sizes, select the larger of the two sizes.
3. Double check for accuracy!



3	3.5	4	4.5	5	5.5	6	6.5	7
7.5	8	8.5	9	9.5	10	10.5	11	
11.5	12	12.5	13	13.5	14	14.5		

4 Order YOUR Ring!

Visit our website and order your ring online. Check out the attached Cover Letter to learn about additional materials OR In-School Order Day opportunities available at your school.



Visit Our Website